

Scaled data based on original data using
LM-79-08 Approved Method: Electrical and Photometric Measurements of Solid-
State Lighting Products

Test Report Prepared for
Cooper Lighting Solutions
(formerly Eaton)

Brand: INVUE

Report Number: P400816

Luminaire Tested: **ENT-SA1-750-U-T4FT-XXB**

Issue Date: 5/20/2020

Test Information

Test Method: LM-79-08
Report Number: P400816
TEST IS SCALED FROM IESNA LM-79-08 TEST DATA (G1-2004-754-15)
Test Lab: INNOVATION CENTER
Issue Date: 5/20/2020
Manufacturer: COOPER LIGHTING SOLUTIONS (FORMERLY EATON)
Product Line: INVUE
Catalog Number: ENT-SA1-750-U-T4FT-XXB
Description: ENTRI LED LUMINAIRE
(1) 70 CRI, 5000K LIGHTSQUARE IN BATTERY OPERATION WITH 16 LEDS AND TYPE IV FORWARD THROW OPTICS
Light Source: -
Ballast/Driver: ELECTRONIC DRIVER

Summary

Lumens per Lamp: N/A
Luminaire Lumens: 739 lumens
Efficiency: N/A
Efficacy: 56.8 lumens/watt
Luminous Opening: Rectangular (W 0.5' x L: 0.5' x H: 0')
IES Classification: Type IV - Short - Non-Cutoff
BUG Rating: B0 - U0 - G0

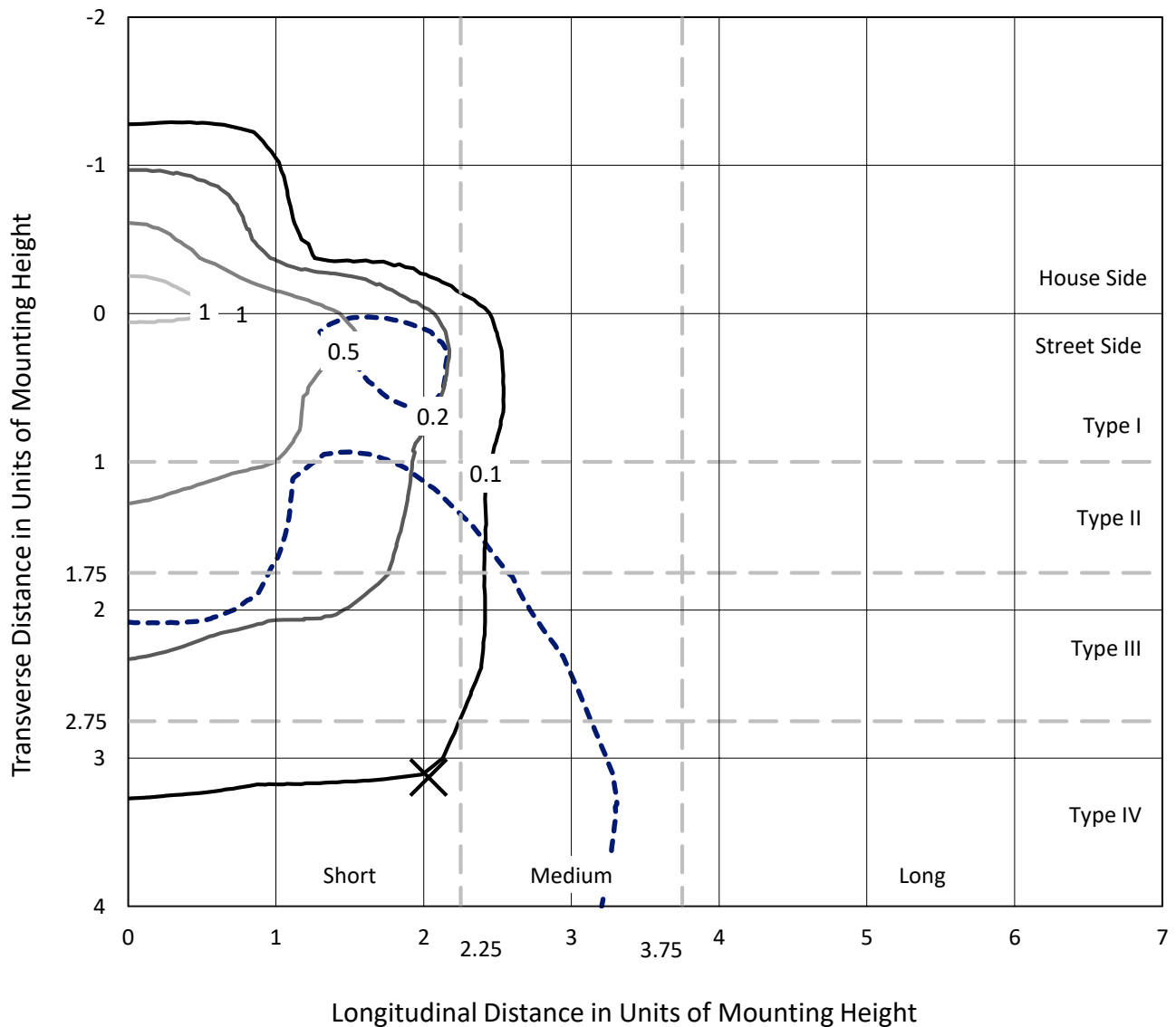
Input Watts (W): 13
Input Voltage (V): NR
Input Current (Ain): NR
Voltage Rise (V): NR
Power Factor: NR
Total Harmonic Distortion (THDi): NR
Frequency (hertz): 60
Stabilization Time: NR
Operation Time: NR
Ambient Temperature (°C): NR
Test Distance: 25 FT



REPORT NUMBER: P400816
 CATALOG NUMBER: ENT-SA1-750-U-T4FT-XXB

Iso-Footcandle Lines of Horizontal Illumination

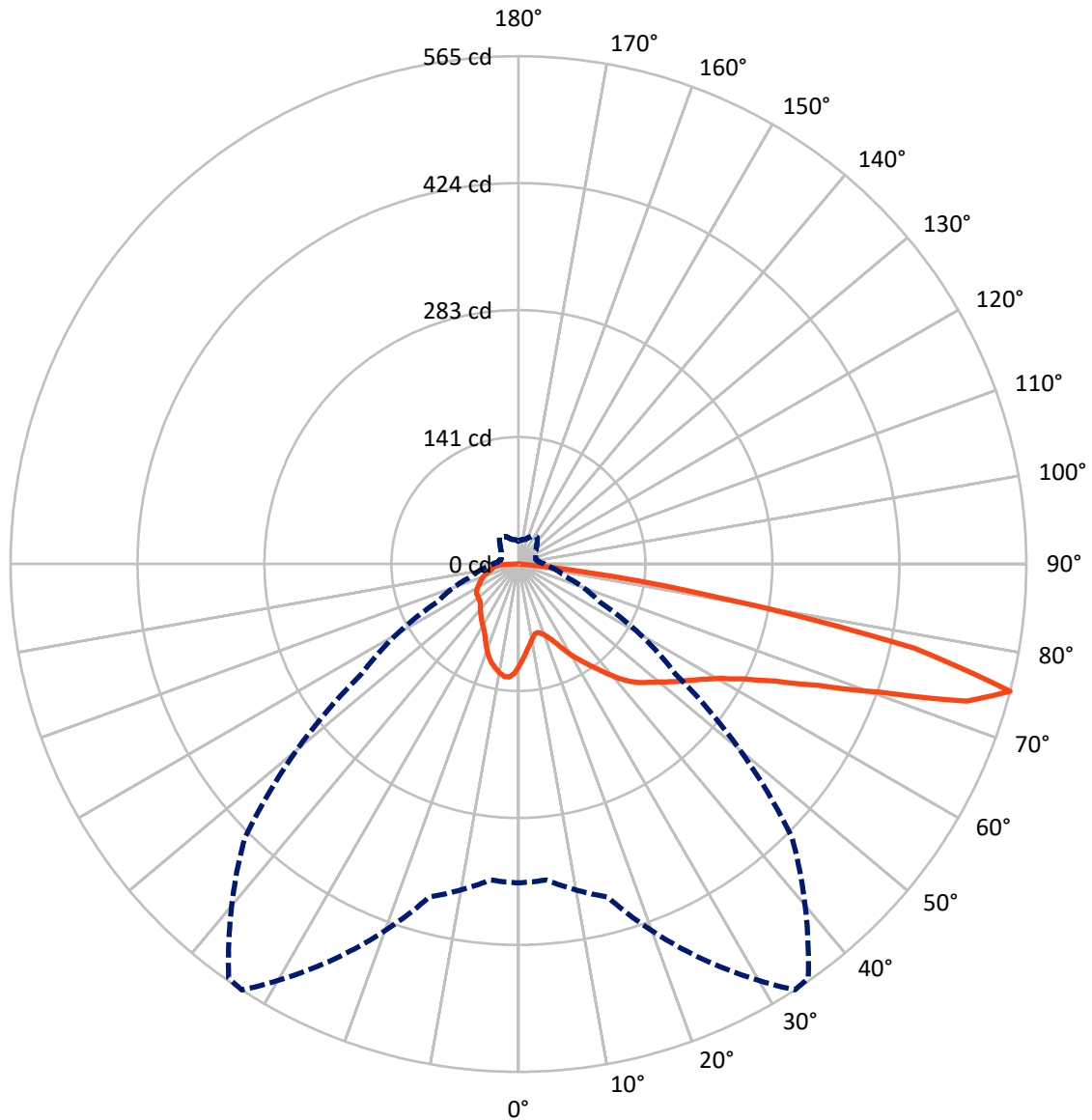
× Max cd
 - - - 1/2 Max cd



Based on 10 foot mounting height. Maximum calculated value = 1.2 fc
 Type IV - Short - Non-Cutoff

REPORT NUMBER: P400816
CATALOG NUMBER: ENT-SA1-750-U-T4FT-XXB

Luminous Intensity Polar Plot



— Vertical Plane Through 33-Deg Lateral - - - Horizontal Cone Through 75-Deg Vertical

REPORT NUMBER: P400816

CATALOG NUMBER: ENT-SA1-750-U-T4FT-XXB

FLUX DISTRIBUTION:

		Downward	Upward	Total
House Side	Lumens	179.5	0.0	179.5
	% Fixture	24.3	0.0	24.3
Street Side	Lumens	559.5	0.0	559.5
	% Fixture	75.7	0.0	75.7
Total	Lumens	739.0	0.0	739.0
	% Fixture	100.0	0.0	100.0

Coefficient of Utilization

ZONAL LUMENS:

Zone	Lumens	% Fixture
0°-10°	10.6	1.4
10°-20°	29.8	4.0
20°-30°	49.5	6.7
30°-40°	73.8	10.0
40°-50°	103.1	14.0
50°-60°	137.6	18.6
60°-70°	170.6	23.1
70°-80°	147.5	20.0
80°-90°	16.5	2.2
90°-100°	0.0	0.0
100°-110°	0.0	0.0
110°-120°	0.0	0.0
120°-130°	0.0	0.0
130°-140°	0.0	0.0
140°-150°	0.0	0.0
150°-160°	0.0	0.0
160°-170°	0.0	0.0
170°-180°	0.0	0.0
0°-90°	739.0	100.0
0°-180°	739.0	100.0



REPORT NUMBER: P400816

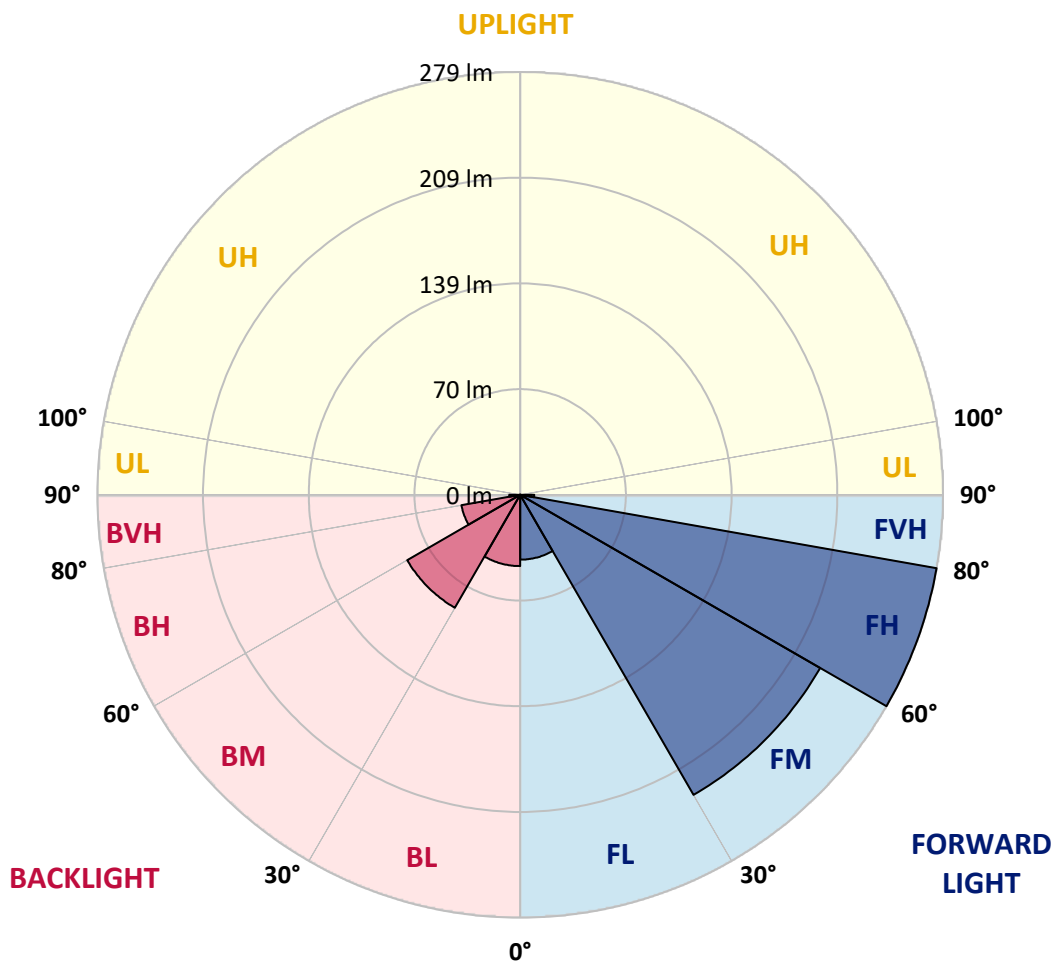
CATALOG NUMBER: ENT-SA1-750-U-T4FT-XXB

LUMINAIRE CLASSIFICATION SYSTEM LUMEN TABLE AND BUG RATING:

Zone		Lumens	% Fixture	Zone Rating/Lumen Limit		
				B	U	G
FL	(0°-30°)	42.8	5.8			
FM	(30°-60°)	228.5	30.9			
FH	(60°-80°)	278.9	37.7			G0/660
FVH	(80°-90°)	9.3	1.3			G0/10
BL	(0°-30°)	47.0	6.4	B0/110		
BM	(30°-60°)	86.0	11.6	B0/220		
BH	(60°-80°)	39.3	5.3	B0/110		G0/110
BVH	(80°-90°)	7.2	1.0			G0/10
UL	(90°-100°)	0.0	0.0		U0/0	
UH	(100°-180°)	0.0	0.0		U0/0	

BUG Rating: B0-U0-G0

Type IV Short





REPORT NUMBER: P400816

CATALOG NUMBER: ENT-SA1-750-U-T4FT-XXB

CANDELA DISTRIBUTION (FULL):

	0°	5°	15°	25°	33°	35°	45°	55°	65°	75°	85°
0°	113.2	113.2	113.2	113.2	113.2	113.2	113.2	113.2	113.2	113.2	113.2
2.5°	102.7	102.9	103.6	104.3	104.8	104.8	106.0	107.4	109.2	110.7	112.4
5°	94.1	94.5	95.0	96.0	97.2	97.4	99.9	102.4	105.6	109.0	112.2
7.5°	85.7	86.4	87.5	88.8	90.6	91.1	94.5	97.9	102.3	107.4	112.8
10°	79.2	79.7	80.2	82.1	84.4	85.1	89.6	93.9	100.0	106.3	113.5
12.5°	77.5	77.5	77.5	78.3	80.2	80.9	85.6	91.1	97.9	105.6	114.4
15°	80.0	79.9	78.7	78.0	79.1	79.7	83.7	89.1	96.8	105.8	116.3
17.5°	85.7	85.4	82.5	80.3	81.1	81.4	84.0	88.7	96.4	106.7	119.1
20°	93.2	92.4	88.0	84.7	84.6	84.8	86.8	90.0	97.0	108.2	122.0
22.5°	103.0	102.6	96.1	91.1	90.2	90.2	91.1	93.0	98.4	109.9	126.1
25°	115.8	114.6	106.8	100.0	98.0	97.4	97.3	97.3	100.9	112.6	131.1
27.5°	128.8	127.4	119.5	110.3	107.6	106.7	104.9	103.6	104.2	115.4	137.2
30°	140.6	138.6	131.9	122.3	118.4	116.9	113.7	110.9	109.2	119.4	145.2
32.5°	147.0	146.3	141.7	133.0	128.5	127.8	122.6	118.9	115.9	124.5	155.9
35°	155.7	154.7	151.8	144.6	139.2	137.6	133.6	129.4	124.4	131.5	169.5
37.5°	163.7	163.2	162.1	157.1	151.4	149.8	146.2	141.7	135.0	141.7	184.8
40°	171.8	171.2	170.7	169.0	164.9	163.8	162.1	156.8	147.8	152.8	199.8
42.5°	183.7	182.3	177.6	177.5	177.9	178.7	178.9	173.0	161.8	166.8	213.0
45°	199.2	195.2	184.9	184.6	188.4	190.7	196.3	191.4	176.4	181.0	227.7
47.5°	207.1	203.0	192.3	191.7	196.7	200.1	214.0	209.1	191.6	197.1	242.9
50°	210.9	208.3	198.9	201.0	206.2	209.5	230.8	226.9	207.3	214.4	262.1
52.5°	216.3	211.9	205.3	209.7	217.4	220.8	245.8	245.1	220.5	233.3	283.2
55°	214.4	212.1	213.3	219.2	228.9	233.9	260.9	260.9	234.0	253.5	304.0
57.5°	215.9	214.4	224.4	229.7	241.8	249.1	279.1	274.3	245.5	270.4	318.1
60°	229.0	224.6	232.4	242.8	258.5	265.5	300.0	288.4	254.8	285.0	320.6
62.5°	252.0	248.5	249.3	261.3	281.6	289.7	320.6	300.8	261.0	291.1	311.2
65°	290.2	288.6	279.1	286.4	314.4	321.7	346.4	311.5	259.3	286.5	286.3
67.5°	341.6	335.0	322.3	328.7	361.0	368.5	377.5	315.6	247.9	259.0	230.1
70°	384.1	378.7	372.8	389.9	426.9	431.0	409.8	311.7	220.1	202.7	154.3
72.5°	411.3	407.3	412.7	462.7	522.1	514.4	441.8	284.8	171.7	124.1	77.1
75°	355.0	353.1	383.8	485.3	565.4	562.6	430.7	213.2	99.6	54.6	35.1
77.5°	178.5	198.8	231.2	344.3	449.9	450.4	313.8	102.5	41.9	30.6	24.1
80°	50.3	50.9	77.1	142.0	224.6	239.3	118.7	34.8	23.9	22.8	18.0
82.5°	12.0	11.1	19.8	42.0	75.4	78.5	35.7	12.5	13.4	14.3	11.1
85°	0.1	0.1	0.1	0.1	0.1	0.2	1.3	1.3	3.2	4.1	3.2
87.5°	0.0	0.0	0.0	0.1	0.1	0.1	0.0	0.0	0.0	0.0	0.0
90°	0.0	0.0	0.0	0.0	0.0	0.0	0.0	0.0	0.0	0.0	0.0



REPORT NUMBER: P400816

CATALOG NUMBER: ENT-SA1-750-U-T4FT-XXB

CANDELA DISTRIBUTION (continued):

	90°	95°	105°	115°	125°	135°	145°	155°	165°	175°	180°
0°	113.2	113.2	113.2	113.2	113.2	113.2	113.2	113.2	113.2	113.2	113.2
2.5°	113.1	114.2	116.0	117.5	118.8	119.8	121.4	121.6	122.0	122.2	122.5
5°	114.1	116.2	119.5	122.3	124.3	124.9	126.2	126.1	126.2	126.2	126.1
7.5°	115.4	118.3	122.9	126.1	127.2	126.8	126.5	125.3	124.3	123.9	123.3
10°	117.1	120.4	125.7	128.0	127.5	125.7	123.7	121.5	119.7	118.8	118.6
12.5°	118.7	123.0	128.0	128.7	126.5	123.3	119.8	117.4	115.1	113.9	113.9
15°	121.5	126.2	129.9	128.6	124.6	120.6	115.8	112.5	109.8	108.2	108.1
17.5°	124.8	129.8	131.9	128.0	122.3	116.6	110.8	106.5	103.1	101.5	100.5
20°	128.8	133.5	132.9	126.3	118.9	111.9	104.7	99.5	96.0	94.3	93.9
22.5°	133.4	137.4	133.2	123.4	114.3	105.3	97.4	92.3	90.0	88.7	88.8
25°	139.0	142.1	133.3	120.0	107.8	96.7	89.8	87.3	87.0	86.5	86.7
27.5°	146.0	147.0	132.9	115.4	99.3	87.6	83.5	84.5	85.4	85.0	85.3
30°	154.4	153.0	131.9	108.7	88.9	79.2	79.4	81.6	82.8	82.5	82.6
32.5°	164.1	158.9	130.0	100.6	79.0	74.2	75.9	78.1	79.3	79.3	79.4
35°	175.1	166.0	126.4	90.1	72.1	71.1	72.6	74.4	75.2	74.7	75.1
37.5°	186.6	172.2	120.6	78.3	66.9	68.7	69.6	70.0	69.9	69.2	68.9
40°	197.4	177.0	110.2	66.7	62.7	66.2	66.6	65.4	64.0	62.8	62.0
42.5°	205.6	179.5	95.7	58.3	58.6	63.3	63.6	61.2	58.5	56.6	56.2
45°	214.1	180.4	81.3	51.5	54.2	60.5	61.3	58.0	54.3	52.1	51.8
47.5°	223.7	182.6	67.2	46.7	50.5	58.5	59.9	55.9	51.7	48.4	47.8
50°	236.7	186.8	56.5	43.1	47.8	57.5	59.5	54.1	48.8	45.2	44.8
52.5°	253.1	192.9	46.6	40.3	45.8	56.0	58.8	52.3	46.7	42.4	41.7
55°	267.3	195.2	40.3	37.9	43.6	54.1	58.3	51.7	44.4	39.5	38.7
57.5°	273.8	188.6	35.8	35.4	41.3	51.8	57.2	49.5	41.9	38.1	37.4
60°	270.8	172.3	32.4	33.2	38.6	48.8	54.3	47.3	40.2	37.0	36.3
62.5°	257.6	153.4	29.8	31.2	35.7	45.1	51.0	45.3	38.6	35.8	34.9
65°	234.5	132.7	28.0	29.3	33.0	41.5	48.4	43.0	36.9	34.0	33.2
67.5°	191.4	105.6	26.0	27.4	30.8	38.5	46.0	41.1	34.9	33.0	32.4
70°	126.6	71.0	24.1	25.6	28.6	35.7	43.5	39.2	33.0	31.8	30.9
72.5°	58.2	38.2	22.2	23.6	26.1	32.5	40.3	36.2	30.5	29.7	28.4
75°	28.7	23.5	19.8	21.1	23.0	28.6	36.5	33.7	28.2	26.9	25.3
77.5°	21.0	17.6	17.0	18.3	20.0	25.3	32.6	31.1	25.9	24.0	23.2
80°	15.6	13.6	14.3	15.6	17.1	22.9	30.5	29.1	23.9	22.1	21.4
82.5°	9.5	9.1	11.0	12.5	14.4	21.1	29.1	26.6	21.5	19.8	19.0
85°	2.7	3.3	5.6	8.1	10.2	17.0	27.1	23.3	18.1	15.1	14.6
87.5°	0.0	0.3	1.8	3.7	6.0	11.3	20.8	18.2	13.8	11.2	10.8
90°	0.0	0.0	0.0	0.0	0.0	0.0	0.0	0.0	0.0	0.0	0.0

(END OF REPORT)